


TX1001



C-BAND TRANSMITTER



DESCRIPTION

TX1001 is a 2-stage frequency upconverter designed to work in C-band. RF input frequency band lies within 5-6GHz and can be customized for the customer. IF input frequency is normally centered at 240MHz and can be similarly customized. IF bandwidth is limited to 60MHz.

Equipped with filtered and low noise LDO regulators, and highly selective filters, harmonic and spuri output are suppressed below -60dBc.

TX1001 features a BITE output for use in automated system tests.

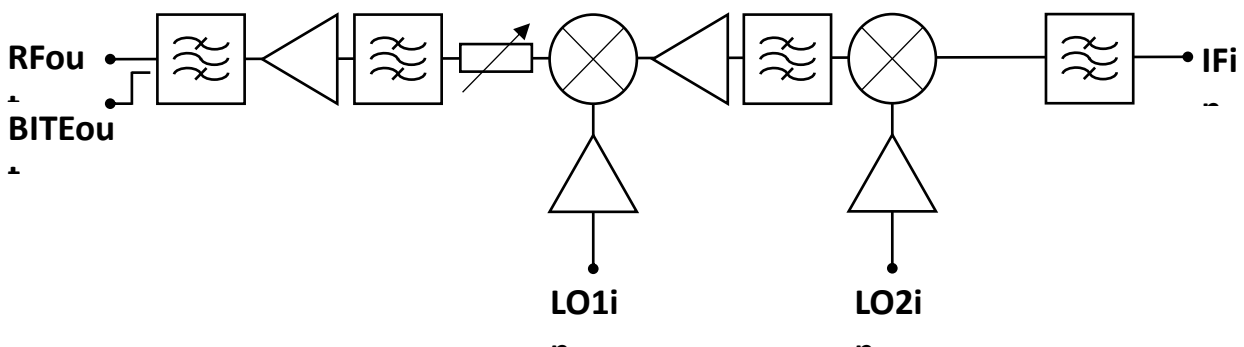
FEATURES

- DAC alias filtering
- High Side LO1 and LO2 mixing
- Selective SAW Filtering
- BITE output

SPECS AT A GLANCE

- 240 MHz IF input
- 5-6 GHz RF output
- +19dBm linear output
- -60dBc max spuri

BLOCK DIAGRAM

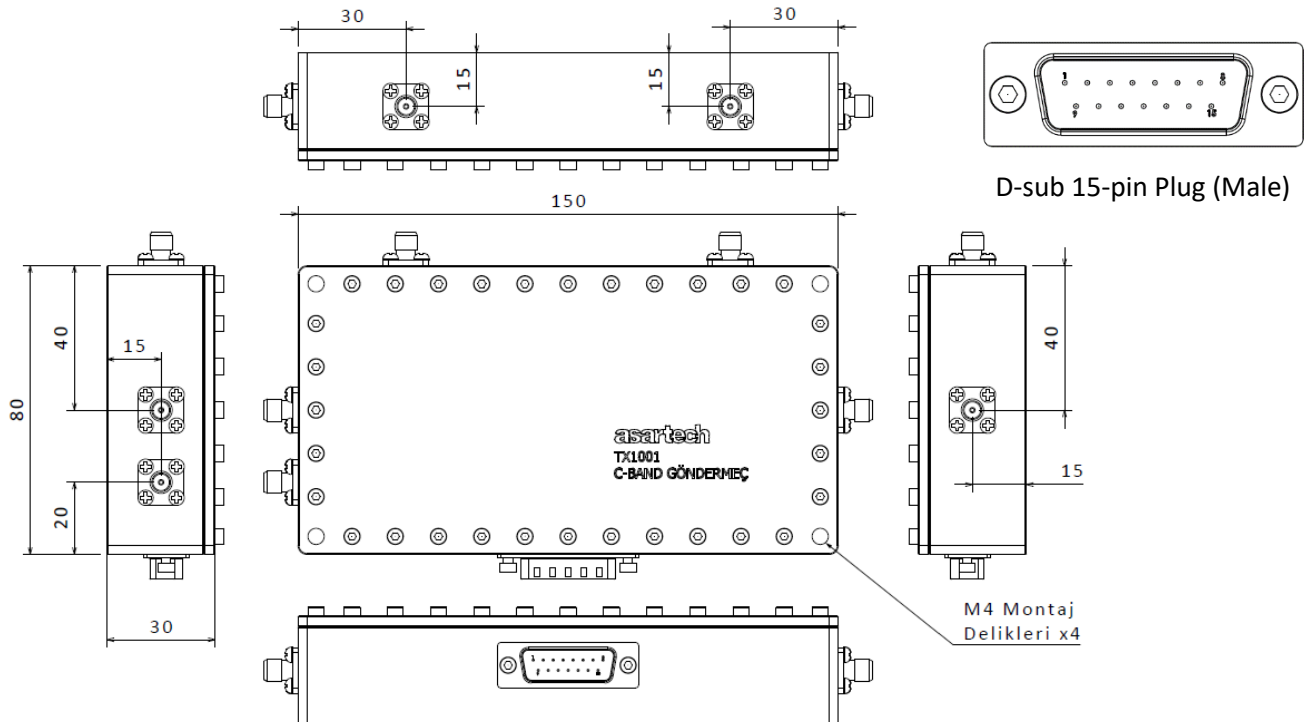


SPECIFICATIONS

Parameter	Limit	Notes
IF Input Band	210-270 MHz	
IF Input Level	0dBm max	
Output RF Band	5-6 GHz	Actual freq band specified upon order
RF-IF Gain	19dB typ	
Linear RF Output	19dBm	Harmonic output < -60dBc
RF Output P1dB	22dBm	
BITE Output	-20dBc	20dB coupled to RF output
LO Frequencies	--	LO frequencies available upon order
LO Input Power	0dBm \pm 2dB	LO1 and LO2
IF-RF Gain	31dB typ	
IF-RF Gain Adjustment	1dB	
IF-RF Gain Adjustment Steps	5-bit, 0/5V	
Gain Adjustment Settling	200ns max	From 50% VCTRL to %90 RF
DC Power Consumption	5W max	
Operational Temp Range	5°C to 65°C	Note 1
Storage Temp Range	0°C to 125°C	Note 1

Note 1: It is assumed that the device will sit a rack unit inside a conditioned cabinet. Consult factory for conditions otherwise.

MECHANICAL



Designed and Manufactured in TÜRKİYE

ASARTECH ARGE TASARIM MÜHENDİSLİK

Sanayi Mahallesi, Teknopark Bulvarı, Teknopark İstanbul 1/1A Blok Zemin Kat No:215-216-217, 34906 Pendik, İSTANBUL/TURKİYE
Phone: 0(216) 514 57 97 Fax:0 (216) 514 57 97

Üniversiteler Mahallesi, 1596. Cadde Hacettepe Teknokent 4. ARGE Binası 95A Kat:3 No:50, 06800 Beytepe Çankaya
ANKARA/TÜRKİYE Phone: 0(312) 227 00 37

www.asartech.com.tr
info@asartech.com.tr

IMPORTANT

- Specifications subject to change without further notice.
- Data given in this document provides its typical performance. Actual device performance is guaranteed by specifications called out by “customer-specific” part number and the associated acceptance test procedure.